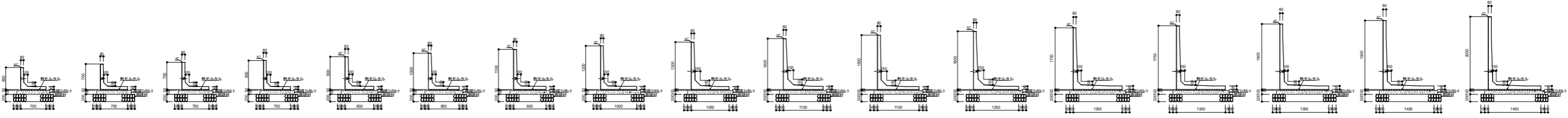
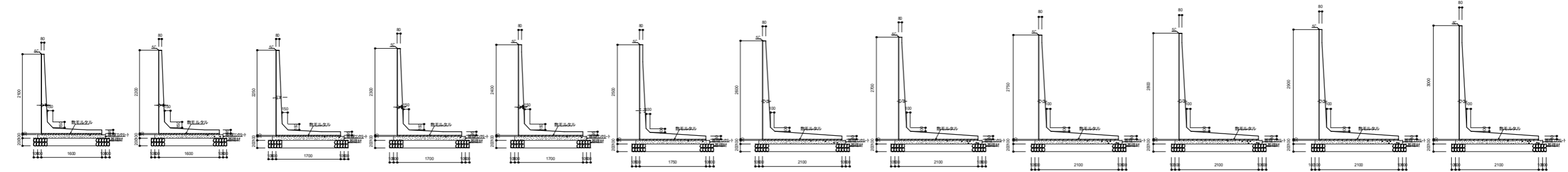


# 製品図

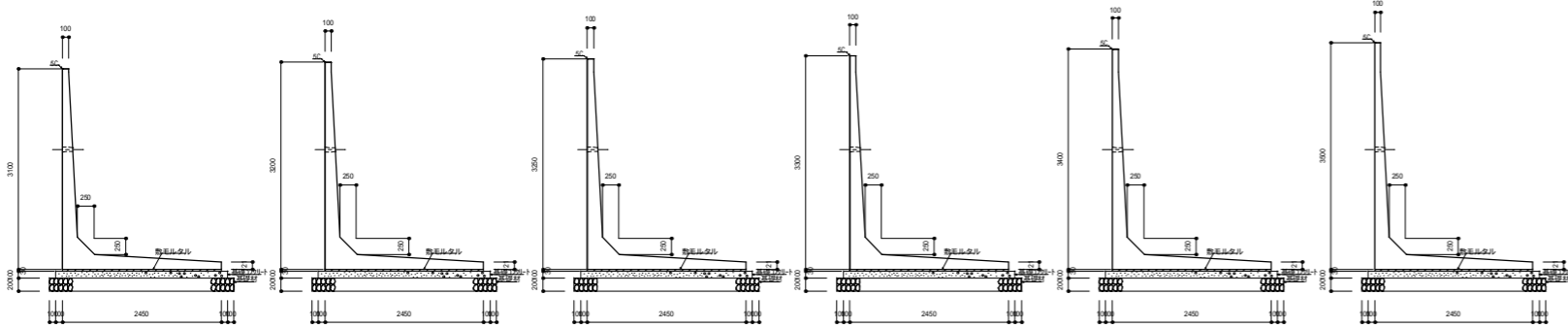
600x700 700x750 750x750 800x750 900x800 1000x850 1100x900 1200x1000 1300x1050 1400x1100 1500x1150 1600x1250 1700x1350 1750x1350 1800x1350 1900x1400 2000x1450



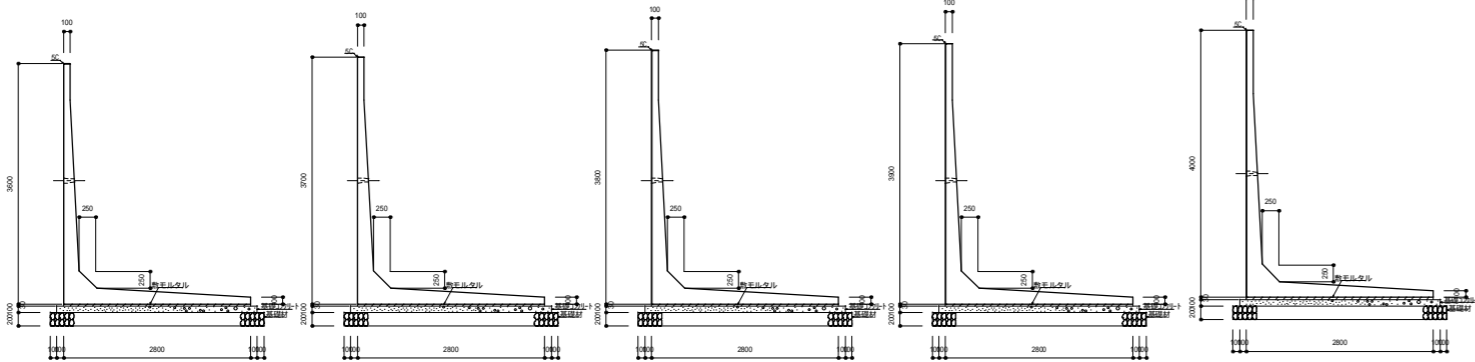
2100x1600 2200x1600 2250x1700 2300x1700 2400x1700 2500x1750 2600x2100 2700x2100 2750x2100 2800x2100 2900x2100 3000x2100



3100x2450 3200x2450 3250x2450 3300x2450 3400x2450 3500x2450



3600x2800 3700x2800 3800x2800 3900x2800 4000x2800



H (mm)	基礎工数量(延長10m当り)			製品重量 (kg)	H (mm)	基礎工数量(延長10m当り)			製品重量 (kg)
	基礎 コンクリート (m <sup>3</sup> )	基礎型枠 (m <sup>2</sup> )	基礎材 (m <sup>2</sup> )			基礎 コンクリート (m <sup>3</sup> )	基礎型枠 (m <sup>2</sup> )	基礎材 (m <sup>2</sup> )	
600x700	0.900	2.00	11.00	540	3100x2450	2.650	1.00	28.50	2450
700x750	0.950	2.00	11.50	600	3200x2450	2.650	1.00	28.50	2480
750x750	0.950	2.00	11.50	620	3250x2450	2.650	1.00	28.50	2490
800x750	0.950	2.00	11.50	640	3300x2450	2.650	1.00	28.50	2500
900x800	1.000	2.00	12.00	770	3400x2450	2.650	1.00	28.50	2530
1000x850	1.050	2.00	12.50	830	3500x2450	2.650	1.00	28.50	2550
1100x900	1.100	2.00	13.00	890	3600x2800	3.000	1.00	32.00	2670
1200x1000	1.200	2.00	14.00	970	3700x2800	3.000	1.00	32.00	2690
1300x1050	1.250	2.00	14.50	1100	3800x2800	3.000	1.00	32.00	2720
1400x1100	1.300	2.00	15.00	1320	3900x2800	3.000	1.00	32.00	2740
1500x1150	1.350	2.00	15.50	1220	4000x2800	3.000	1.00	32.00	2770
1600x1250	1.450	2.00	16.50	1470					
1700x1350	1.550	2.00	17.50	1530					
1750x1350	1.550	2.00	17.50	1550					
1800x1350	1.550	2.00	17.50	1570					
1900x1400	1.600	2.00	18.00	1630					
2000x1450	1.650	2.00	18.50	1690					
2100x1600	1.800	2.00	20.00	2220					
2200x1600	1.800	2.00	20.00	2260					
2250x1700	1.900	2.00	21.00	2290					
2300x1700	1.900	2.00	21.00	2300					
2400x1700	1.900	2.00	21.00	2340					
2500x1750	1.950	2.00	21.50	2560					
2600x2100	2.300	2.00	25.00	3260					
2700x2100	2.300	2.00	25.00	3300					
2750x2100	2.300	2.00	25.00	3320					
2800x2100	2.300	2.00	25.00	3340					
2900x2100	2.300	2.00	25.00	3380					
3000x2100	2.300	2.00	25.00	3420					

花沢建材工業株式会社

TEL 0479-86-3741 FAX 0479-86-5500

図名 L型擁壁 断面図 H600 ~ H4000

縮尺 1/160

図面

1008-2015

製図

